


7066

Temagami Police Services Board

7 Lakeshore Drive
P.O. Box 220
Temagami, ON
P0H 2H0
Phone: (705) 569-4451
E-mail: temagamitpsb@gmail.com



TO: Mayor & Council
From: Don Johnson
Chair of Temagami Police Services Board
Date: November 30, 2015
Re Resolution Number 15-129
Date: February 19, 2015

BE IT RESOLVED THAT correspondence from the Ontario Provincial Police dated January 29, 2015 regarding PSB Reporting Tool be received;
AND FURTHER THAT it be referred to the Temagami Police Services Board for feedback to Council on this new reporting tool.

Feedback from the Temagami Police Services Board to council in support of the new reporting tool echoes the other Police Service Board's responses. Inspector Cecchini is very accommodating with providing statistics that the Board would like to see and improves and fine tunes the reports for the Temagami area.
Attached to the memo are current Detachment Commander's Report for September and October and the newest report presented "Call's for Service Summary".

Thank You

Don Johnson
Chair Temagami Police Services Board

- File Incoming Other
- Mayor
- Council **1A**
- CEO
- Building
- Finance S C
- Ec Dev S C
- Parks & Rec S C
- Planning S C
- Public Wks S C
- PPP
- Social Services
- _____
- _____



Calls For Service (CFS) Billing Summary Report

Temagami (incl unorganized amal) October - 2015

Billing Categories <i>(Billing categories below do not match traditional crime groupings)</i>	2015				2014			
	October	Year to Date	Time Standard	Year To Date Weighted Hours	October	Year to Date	Time Standard	Year To Date Weighted Hours
Violent Criminal Code	1	8	14.2	113.6	1	9	14.2	127.8
Property Crime Violations	6	57	6.1	347.7	7	87	6.1	530.7
Other Criminal Code Violations (Excluding traffic)	0	4	7.0	28.0	2	8	7.0	56.0
Drug Possession	0	2	6.0	12.0	0	8	6.0	48.0
Drugs	0	2	31.8	63.6	0	0		0.0
Statutes & Acts	0	7	3.0	21.0	1	10	3.0	30.0
Operational	5	87	3.4	295.8	4	79	3.4	268.6
Operational2	3	24	1.2	28.8	2	32	1.2	38.4
Traffic	1	10	3.3	33.0	4	16	3.3	52.8
Total	16	201		943.5	21	249		1,152.3

Data contained within this report is dynamic in nature and numbers will change over time as the Ontario Provincial Police continues to investigate and solve crime.

Data groupings within this report do not match traditional crime groupings seen in other public reports.

All data is sourced from the Niche RMS application. Included are 'reported' occurrences (actuals and unfounded occurrences) for 'billable' occurrences ONLY. Data is refreshed on a weekly basis.

Only the primary violation is counted within an occurrence.

The Traffic category includes motor vehicle collision (MVC) occurrences entered into Niche (UCR code 8521). MVCs are NOT sourced from the eCRS application for this report.

This report is NOT to be used for crime trend analysis as not all Niche occurrences are included.

The content of each report is to be shared with the municipality for which it was generated only and not be publicly shared with any other municipality or agency.



Calls For Service (CFS) Billing Summary Report

Temagami (incl unorganized amal) October - 2015

Billing Categories <i>(Billing categories below do not match traditional crime groupings)</i>	2015				2014			
	October	Year to Date	Time Standard	Year To Date Weighted Hours	October	Year to Date	Time Standard	Year To Date Weighted Hours
Violent Criminal Code	1	8	14.2	113.6	1	9	14.2	127.8
Property Crime Violations	6	57	6.1	347.7	7	87	6.1	530.7
Other Criminal Code Violations (Excluding traffic)	0	4	7.0	28.0	2	8	7.0	56.0
Drug Possession	0	2	6.0	12.0	0	8	6.0	48.0
Drugs	0	2	31.8	63.6	0	0		0.0
Statutes & Acts	0	7	3.0	21.0	1	10	3.0	30.0
Operational	5	87	3.4	295.8	4	79	3.4	268.6
Operational2	3	24	1.2	28.8	2	32	1.2	38.4
Traffic	1	10	3.3	33.0	4	16	3.3	52.8
Total	16	201		943.5	21	249		1,152.3

Data contained within this report is dynamic in nature and numbers will change over time as the Ontario Provincial Police continues to investigate and solve crime.

Data groupings within this report do not match traditional crime groupings seen in other public reports.

All data is sourced from the Niche RMS application. Included are 'reported' occurrences (actuals and unfounded occurrences) for 'billable' occurrences ONLY. Data is refreshed on a weekly basis.

Only the primary violation is counted within an occurrence.

The Traffic category includes motor vehicle collision (MVC) occurrences entered into Niche (UCR code 8521). MVCs are NOT sourced from the eCRS application for this report.

This report is NOT to be used for crime trend analysis as not all Niche occurrences are included.

The content of each report is to be shared with the municipality for which it was generated only and not be publicly shared with any other municipality or agency.

**Police Services Board Report for Temagami
2015/Sep to 2015/Oct**

Public Complaints	
Policy	0
Service	0
Conduct	0

Date information collected from Professional Standards Bureau Commander Reports: 2015-11-16

Data Source

Ontario Provincial Police, Professional Standards Bureau Commander Reports

- Includes all public policy, service and conduct complaints submitted to the Office of the Independent Police Review Director (OIPRD)

Secondary Employment
No new secondary employment to report

Daily Activity Reporting Patrol Hours	
Total Hours	2015/Sep to 2015/Oct
Number of Cruiser Patrol Hours	287.25
Number of Motorcycle Patrol Hours	0.00
Number of Marine Patrol Hours	1.00
Number of ATV Patrol Hours	29.75
Number of Snowmobile Patrol Hours	0.00
Number of Bicycle Patrol Hours	0.00
Number of Foot Patrol Hours	14.25
Number of School Patrol Hours	0.00

Data source (Daily Activity Reporting System) date: 2015/11/18

Staffing Updates	
Transfers:	Constable Robert Labelle transferring to Warren Detachment in December Constable Kevin Watson transferring to Temagami to replace Labelle Constable Mat Dufresne leaving Crime Unit and returning to road duties in Temagami. Mat will be transitioned into predictive analysis duties in the coming months.
Recognition:	Constables Loxton and Labelle have been recognized for their work with drug seizures at traffic stops on Highway 11.

Detachment Initiatives	
Number of Targeted Media Releases:	September: 4 October: 4
Crime and Traffic Campaigns/Initiatives:	Seatbelt initiative Labour Day initiative
Public Education Campaigns:	Wildlife collisions Hunter safety
Lock It or Lose It:	One release

Detachment: 4E - TEMISKAMING
Location code(s): 4E30 - TEMAGAMI

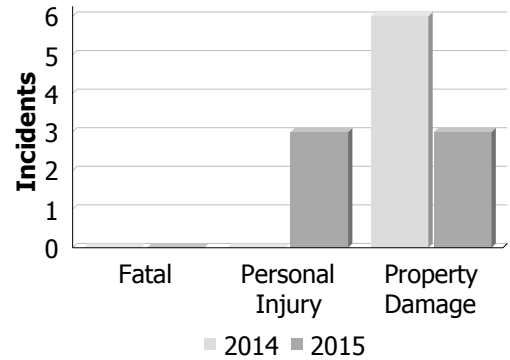
Report Generated by:
Cecchini, Brent

Report Generated on:
Nov 16, 2015 1:45:07 PM
PP-CSC-Operational Planning-4300

**Police Services Board Report for Temagami
Collision Reporting System
September to October - 2015**

Motor Vehicle Collisions by Type

Incidents	September to October			Year to Date - October		
	2014	2015	% Change	2014	2015	% Change
Fatal	0	0	--	1	1	0.0%
Personal Injury	0	3	--	6	11	83.3%
Property Damage	6	3	-50.0%	31	34	9.7%
Total	6	6	0.0%	38	46	21.1%

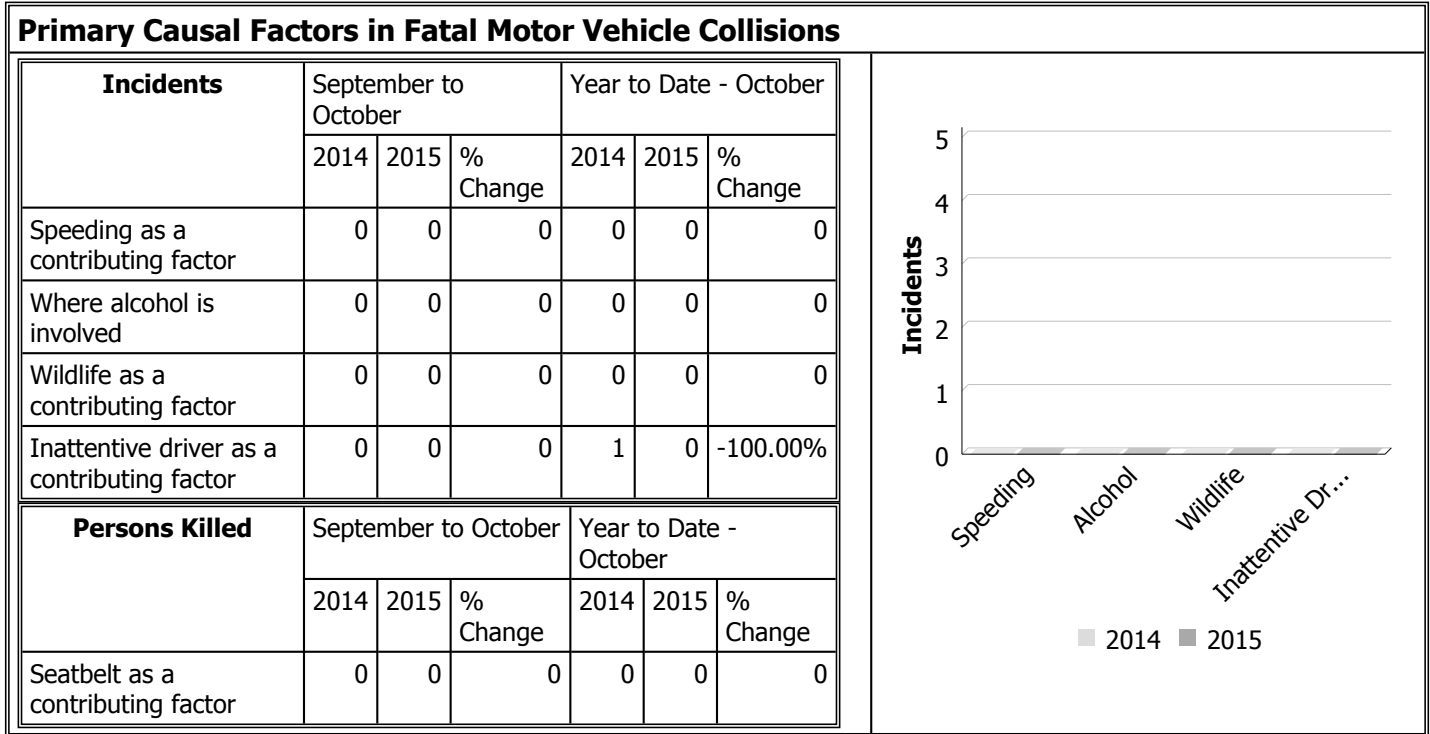


Fatalities in Detachment Area

Incidents		September to October			Year to Date - October		
		2014	2015	% Change	2014	2015	% Change
Motor Vehicle Collision	Fatal Incidents	0	0	--	1	1	0.0%
	Alcohol Related	0	0	--	0	0	--
Off-Road Vehicle	Fatal Incidents	0	0	--	0	0	--
	Alcohol Related	0	0	--	0	0	--
Motorized Snow Vehicle	Fatal Incidents	0	0	--	0	0	--
	Alcohol Related	0	0	--	0	0	--

Persons Killed	September to October			Year to Date - October		
	2014	2015	% Change	2014	2015	% Change
Motor Vehicle Collision	0	0	--	1	1	0.0%
Off-Road Vehicle	0	0	--	0	0	--
Motorized Snow Vehicle	0	0	--	0	0	--

**Police Services Board Report for Temagami
Collision Reporting System
September to October - 2015**



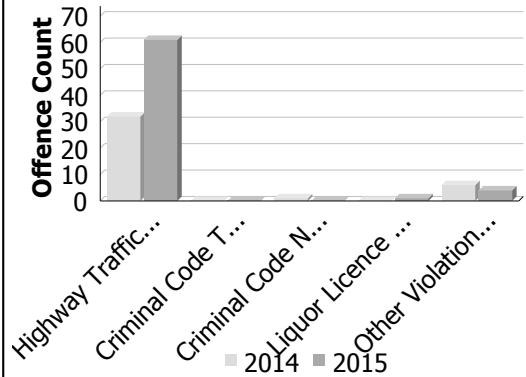
Data Utilized

- SQL online application reporting system – OPP CRS 2.3.09
- Collision Reporting System Business Intelligence Cube

**Police Services Board Report for Temagami
Integrated Court Offence Network
September to October - 2015**

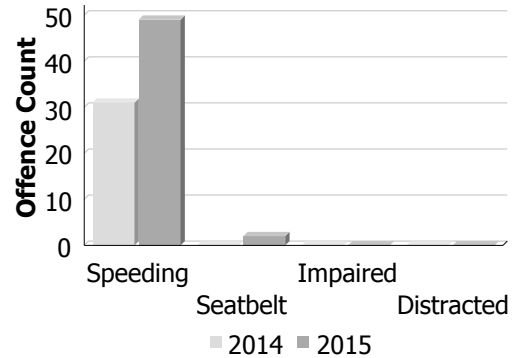
Criminal Code and Provincial Statute Charges Laid

Offence Count	September to October			Year to Date - October		
	2014	2015	% Change	2014	2015	% Change
Highway Traffic Act	32	61	90.6%	428	260	-39.3%
Criminal Code Traffic	0	0	--	9	4	-55.6%
Criminal Code Non-Traffic	1	0	-100.0%	34	44	29.4%
Liquor Licence Act	0	1	--	12	4	-66.7%
Other Violations	6	4	-33.3%	83	77	-7.2%
All Violations	39	66	69.2%	566	389	-31.3%



Traffic Related Charges

Offence Count	September to October			Year to Date - October		
	2014	2015	% Change	2014	2015	% Change
Speeding	31	49	58.1%	310	188	-39.4%
Seatbelt	0	2	--	7	5	-28.6%
Impaired	0	0	--	4	2	-50.0%
Distracted	0	0	--	5	1	-80.0%



Integrated Court Offence Network data is updated on a monthly basis: Data could be as much as a month and a half behind.

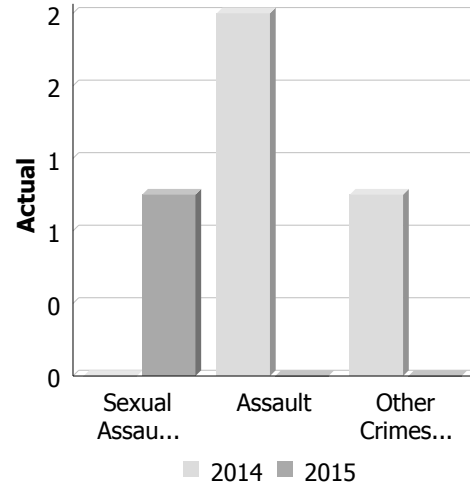
Data Utilized

- Ministry of Attorney General, Integrated Court Offence Network
- Integrated Court Offence Network Charge Business Intelligence Cube

**Police Services Board Report for Temagami
Records Management System
September to October - 2015**

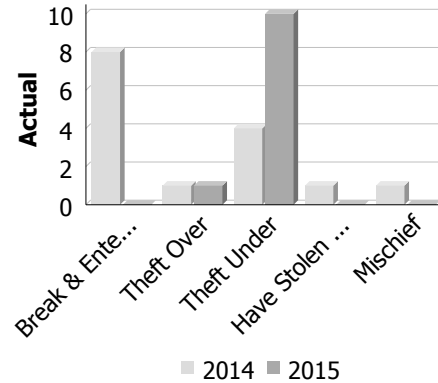
Violent Crime

Actual	September to October			Year to Date - October		
	2014	2015	% Change	2014	2015	% Change
Murder	0	0	--	0	0	--
Other Offences Causing Death	0	0	--	0	0	--
Attempted Murder	0	0	--	0	0	--
Sexual Assault	0	1	--	1	1	0.0%
Assault	2	0	-100.0%	4	1	-75.0%
Abduction	0	0	--	0	0	--
Robbery	0	0	--	0	0	--
Other Crimes Against a Person	1	0	-100.0%	2	3	50.0%
Total	3	1	-66.7%	7	5	-28.6%



Property Crime

Actual	September to October			Year to Date - October		
	2014	2015	% Change	2014	2015	% Change
Arson	0	0	--	0	0	--
Break & Enter	8	0	-100.0%	49	21	-57.1%
Theft Over	1	1	0.0%	4	1	-75.0%
Theft Under	4	10	150.0%	16	14	-12.5%
Have Stolen Goods	1	0	-100.0%	1	1	0.0%
Fraud	0	0	--	4	4	0.0%
Mischief	1	0	-100.0%	4	3	-25.0%
Total	15	11	-26.7%	78	44	-43.6%

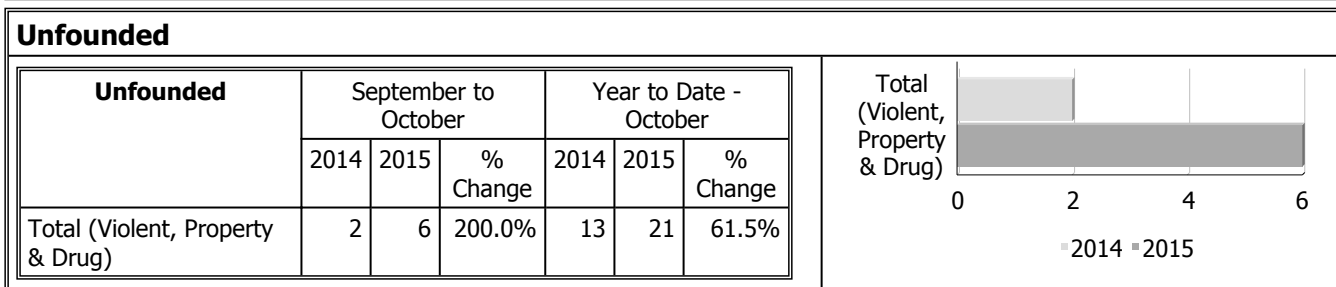
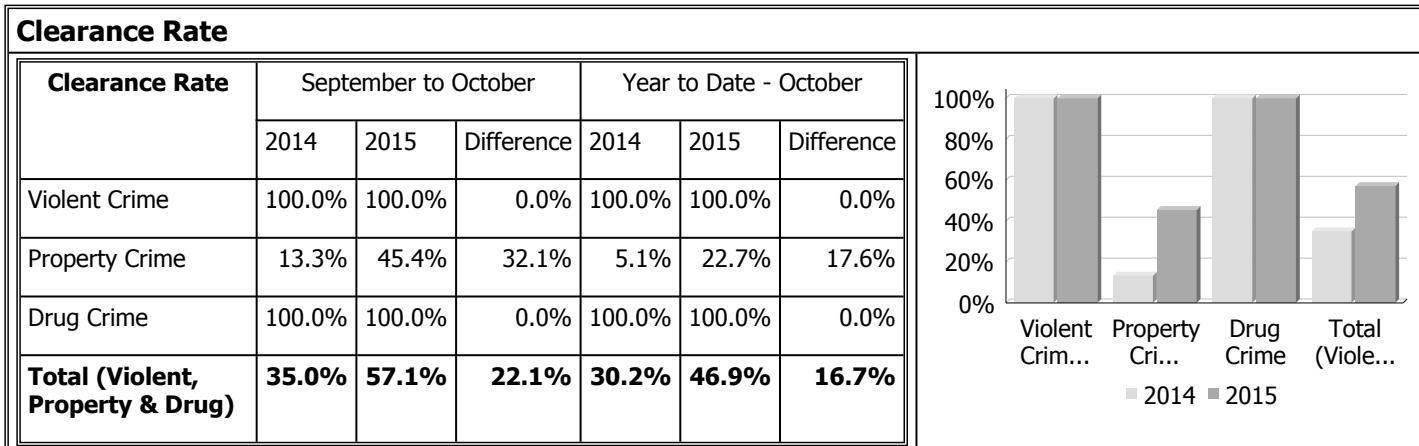


Drug Crime

Actual	September to October			Year to Date - October		
	2014	2015	% Change	2014	2015	% Change
Possession	2	2	0.0%	18	9	-50.0%
Trafficking	0	0	--	1	4	300.0%
Importation and Production	0	0	--	0	1	--
Total	2	2	0.0%	19	14	-26.3%



**Police Services Board Report for Temagami
Records Management System
September to October - 2015**



Data contained within this report is dynamic in nature and numbers will change over time as the Ontario Provincial Police continue to investigate and solve crime.

Data Utilized

- Major Crimes
- Niche RMS All Offence Level Business Intelligence Cube

Detachment: 4E - TEMISKAMING
Location code(s): 4E30 - TEMAGAMI

Data source date:
2015/11/14

Report Generated by:
Cecchini, Brent

Report Generated on:
Nov 16, 2015 2:39:55 PM
PP-CSC-Operational Planning-4300